

STORM DOORS & PORCH ENCLOSURES

built for living...engineered for life!



EVERLAST
ALUMINUM LTD.

ALUMINUM storm doors

FEATURES

- Self lubricating hinges
- Heavy wall extruded aluminum frame
- Diecast internal miter corners
- Durable baked enamel duracron finish
- Heavy duty torsion bar closer
- Installation hardware included
- Tempered safety glass
- Triple rubber sweep
- Victoria Doors #1 to #4 & Colonial comes with interchangeable screen on top section only
- Standard DX handle

OPTIONS



- Pet Mesh (Polycoated Fiberglass Screen Mesh)
- Bottom venting side slider
- Brass, silver or oil rubbed bronze box Sweep available.

STYLES



CLASSIC

- Available with 1 1/2" & 2" doors only
- Not available with retractable screen



MODERN

- Available with 2 1/4" doors only
- Available with retractable screen (SS, DSS, 3LSS Models only)
- Choice of brass or silver DX Handle



Victoria No.1
Classic Style Only



Victoria No.2
Classic Style Only



Victoria No.3
Classic Style Only



Victoria No.4
Classic Style Only



Self Storing
Classic & Modern



Deluxe SS
Classic & Modern



3-Lite Self Storing
Classic & Modern



One Lite
Classic & Modern

Comes with interchangeable screen unless specified "without screen" when ordered.



Victoria No.5
Classic Style Only



Colonial
Classic Style Only



Full View
Classic & Modern


No screen




3/4 Self Storing
Classic & Modern

OPTIONS

DECORATIVE OPTIONS



Patterned
V-Groove Design



15 Square
V-Groove Design



Border
V-Groove Design



Floral A
Sandblasted



Floral B
Sandblasted



Floral C
Sandblasted

COLOUR OPTIONS



White

Chocolate Brown


Mill

Ivory

Commercial Brown

Standard
1 1/2"
Doors

Standard
2" & 2 1/4"
Doors



Sandalwood

Clay

Grey

Black

Optional
2" & 2 1/4"
Doors Only

Everlast's exclusive colours are as true to life as can be reproduced in print. Actual colours may vary from print.

VINYL STORM DOORS

FEATURES & BENEFITS

- Aluminum stiffener throughout for strength and maximum durability
- Fusion welded 45 degree corners with mechanically fastened 90° aluminum angle brackets for added strength
- Aluminum pre hung frame for easy installation
- Comes with choice of Brass, Silver or optional oil rubbed bronze elite lever handle with matching door sweep
- Durable Euro paint available in standard paint finishes for exterior only (Interior available in white only)
- For standard paint finishes please refer to our aluminum storm door colour chart
- Custom colours available upon request
- In compliance with storm door CGSB-82-GP-3M standard

VINYL PORCH ENCLOSURES

- Porch enclosures come standard with fixed panels
- Threshold included
- No exposed screws after installation
- All systems included silver or brass Elite Lever Hardware
- Modern Clean Lines
- Everlast Porch Enclosures are custom made to meet all of your unique requirements. Whether it is used for protection against the winter months or protection against mosquitoes in the summer; there are no limitations as to what your new Everlast Porch Enclosure can do for you

Available with:

- Sungate hardcoat LowE
- Retractable screen panels
- Executive Panel
- Oil rubbed bronze lever hardware
- SDL Grills
- Euro finish UV reflective paint (Matte finish)



Maxview Door Shown



Prestige Retractable Screen



Executive Panel



MAXVIEW



- Full tempered glass insert for maximum viewing.
- Perfect for not obscuring decorative glass inserts on entry doors.

PRESTIGE



- Hidden retractable screen for easy ventilation.
- Screen is hidden in top door rail. Slides from top down and locks into multiple venting positions.
- Decorative horizontal SDL Bar.

Note: Vinyl storm doors also shown on front cover



ALUMINUM PORCH ENCLOSURES

CLASSIC STYLE ONLY

- All porch enclosures are constructed with 2" heavy wall extruded aluminum frame.
- Each enclosure comes with any classic style of our aluminum storm doors. Refer to our aluminum storm door section for selections.
- Upon receiving the porch enclosure all hardware and joining channels are provided for easy installation. All necessary U, L, & H channels are provided as required.
- Everlast Porch Enclosures are custom made to meet all of your unique requirements. Whether it is used for protection against the winter months or protection against mosquitoes in the summer; there are no limitations as to what your new Everlast Porch Enclosure can do for you.



Shown with optional Prestige Vinyl Storm Doors

HARDWARE

Dx Handle



- Brass-25
- White-24
- Black - 23
- Brown-28
- Satin Silver-26
(Standard for gray and clay doors only)
- Ivory-29
- Sandalwood-30
- Commercial Brown-31
- Oil Rubbed Bronze-32

Elite Lever Handle



- Brass-50
- Silver-60
- Oil Rubbed Bronze-70

Keyed Deadbolt



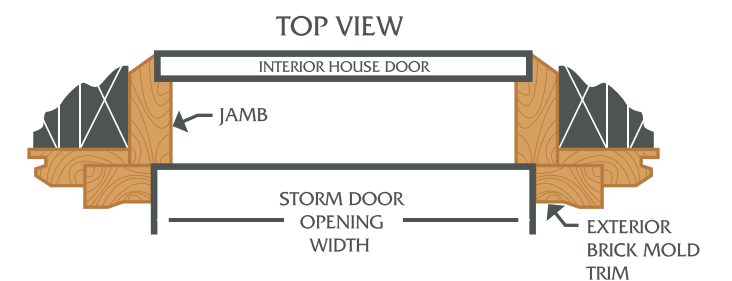
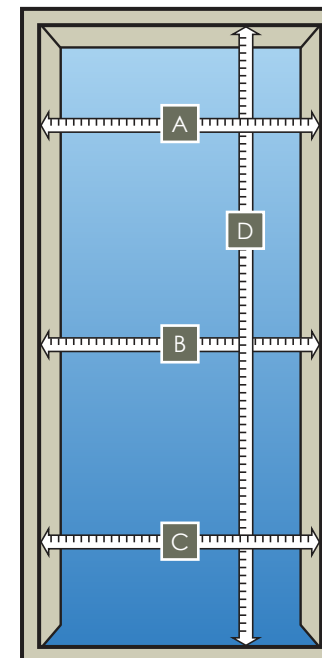
- Brass-27
- White-2KW
- Black - 2KBK
- Brown 2KB
- Ivory 2KI
- Sandalwood 2KS
- Satin Silver 2KSS
- Commercial
- Brown-2KCB
- Oil Rubbed Bronze-2KORB

Interior Deadbolt



- White
- Black
- Brown
- Ivory
- Sandalwood
- Silver
- Commercial
- Brown
- Oil Rubbed Bronze

HOW TO measure your door.





EVERLAST

GROUP OF COMPANIES



www.everlast.biz



AIR-TITE
INSULATING GLASS INC.



NAPA VALLEY
DOORS
BY EVERLAST INC.



ALUMITEX
WINDOWS AND DOORS INC.